

SOCKET

y Conectores





RV SERIE



MDD SERIE



FDD SERIE

TERMINALES

TERMINALES


| Item. No | RV SERIES | Color | Cantidad empaque |
|------------|--------------|----------|------------------|
| B-LH C17-1 | Terminal 1-5 | ROJO | 100 |
| B-LH C17-2 | Terminal 2-5 | AZUL | 100 |
| B-LH C17-3 | Terminal 3-6 | NEGRO | 100 |
| B-LH C17-5 | Terminal 5-6 | AMARILLO | 100 |

| Item. No | MDD SERIES | Color | Cantidad empaque |
|------------|----------------|----------------|------------------|
| B-LH C16-1 | Terminal 1-250 | ROJO MACHO | 100 |
| B-LH C16-2 | Terminal 2-250 | AZUL MACHO | 100 |
| B-LH C16-5 | Terminal 5-250 | AMARILLO MACHO | 100 |


| Item. No | FDD SERIES | Color | Cantidad empaque |
|------------|----------------|-----------------|------------------|
| B-LH C15-1 | Terminal 1-250 | ROJO HEMBRA | 100 |
| B-LH C15-2 | Terminal 2-250 | AZUL HEMBRA | 100 |
| B-LH C15-5 | Terminal 5-250 | AMARILLO HEMBRA | 100 |

SOCKET


TERMINALES



H1/H3 H4 H7 9005 9006 H8/H11



T20 Double T20 sigle BA15S. BAY15D. T10 rubble T10 rubble



porta fusil RELE

| Item. No | Modelo | Longitud de cable | Cantidad empaque |
|----------|----------------------|-------------------|------------------|
| B-S0202 | H1/H3 | 15CM | 10 |
| B-S0408 | H4 | 15CM | 10 |
| B-S0502 | H7 | 15CM | 10 |
| B-S0302 | H8/H11 | 15CM | 10 |
| B-S0104 | 9005 | 15CM | 10 |
| B-S0106 | 9006 | 15CM | 10 |
| B-S1001 | T20double | 15CM | 10 |
| B-S1002 | T20sigle | 15CM | 10 |
| B-S0901 | T10 rubble | 15CM | 10 |
| B-S0902 | T10 rubble | 15CM | 10 |
| B-SR0101 | Rele ceramic | 15CM | 10 |
| B-S1201 | 7506 BA15S. | 15CM | 10 |
| B-S1202 | 7528, (1034) BAY15D. | 15CM | 10 |
| B-SF0103 | porta fusible | 15CM | 10 |